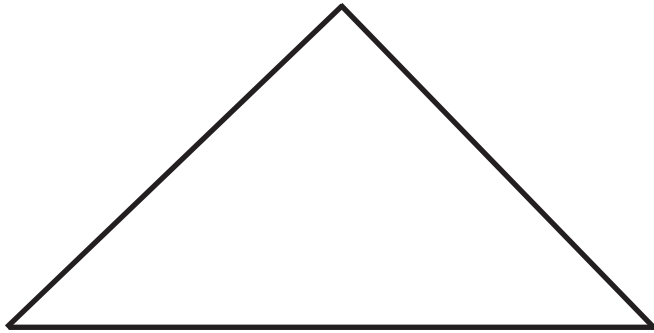



# Activity One: *Tangrams*

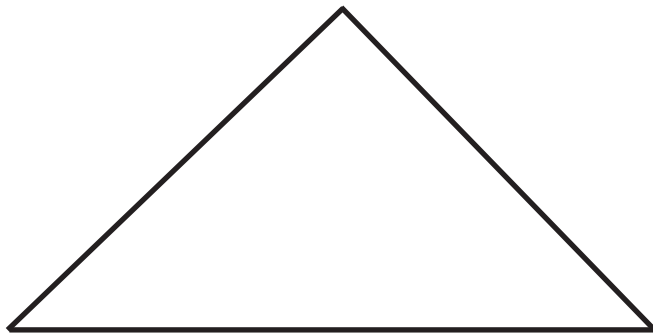
The shapes below form a special type of puzzle called a tangram. These shapes can be combined to create other shapes. Select at least two different colored pencils or crayons to color the shapes below.



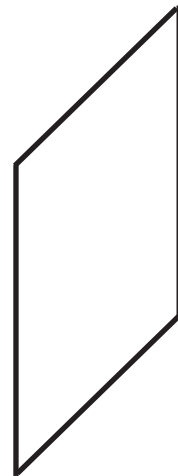
Large Triangle



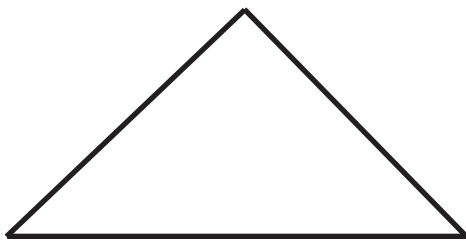
Square



Large Triangle



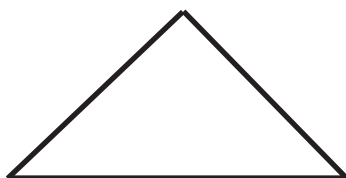
Parallelogram



Medium Triangle




Small Triangle



Small Triangle


#1



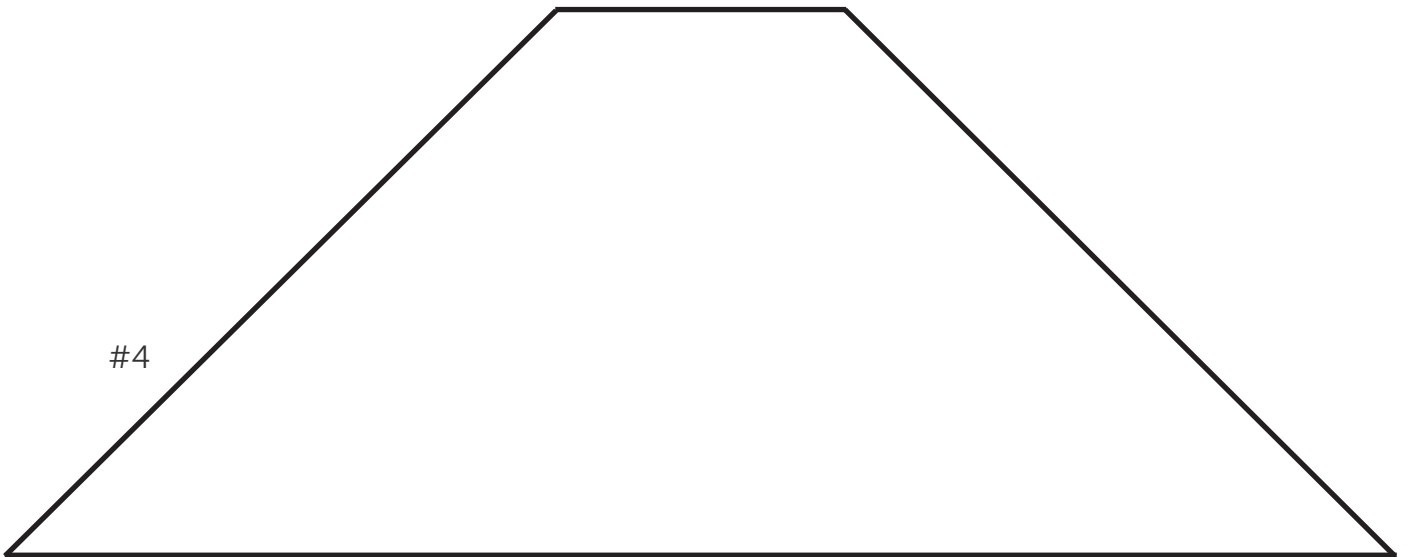
#2



#3



#4



## Activity Two: *Anni's Quads*

1. What shapes do you see in this artwork?

---

---

2. How would you describe the shapes?

---

---

3. How are these shapes similar?

---

---

4. How are they different?

---

---

5. Which is the largest shape? Why? Draw it here and explain your choice.

---

---

---

6. Which is the smallest shape? Why? Draw it here and explain your choice.

---

---

---

7. What colors did Anni Albers choose for her shapes?

---

---

8. These colors are called primary colors. Why do you think they are called primary colors?

---

---

## Activity Three: *Steps*

1. Take a few moments to look closely at this print by Josef Albers. List three things to describe what you see in this artwork.

---

---

2. Why do you think Josef Albers called this a “Steps” picture?


---

---

3. Choose two different colors of crayons or colored pencils and color each strip in between the lines on the next page. Leave at least one section uncolored.

4. After you have colored the form, cut out the whole rectangle form.

5. Once your form is cut out, fold along the solid lines and see if your form looks like Josef Albers’ “Steps” artwork.



Name: \_\_\_\_\_

## Activity Four: *Geometry in Environment*

Use the space below to draw and label the geometric shapes you see in the painting *Porch by the Sea*, by Gustav W. Von Schlegell. For example, which shape would you draw for the sail on the sailboat or one of the roofs? Make sure you label your drawings by the shape they represent.

Hint: you should be able to find the following shapes in the painting: square, rectangle, oval, triangle, pentagon, rhombus, and trapezoid.